

BOOST Collaborative Aims and Expectations

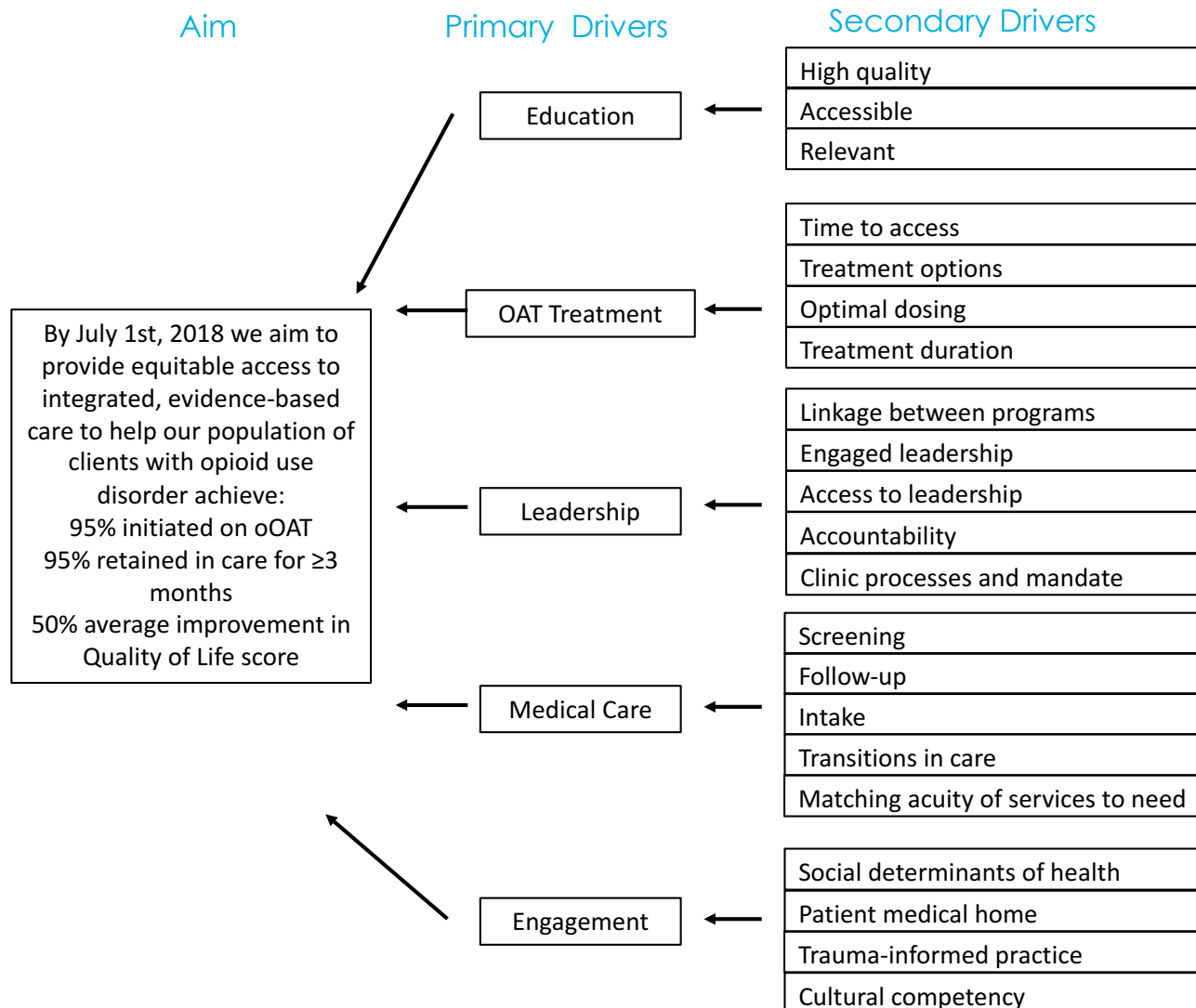
Laura Beamish, MSc | BOOST Collaborative Lead

Quality Improvement Coordinator, BC Centre for Excellence in HIV/AIDS

Danielle Cousineau, RN | BOOST Collaborative Lead

Quality Improvement Consultant, BC Centre for Excellence in HIV/AIDS

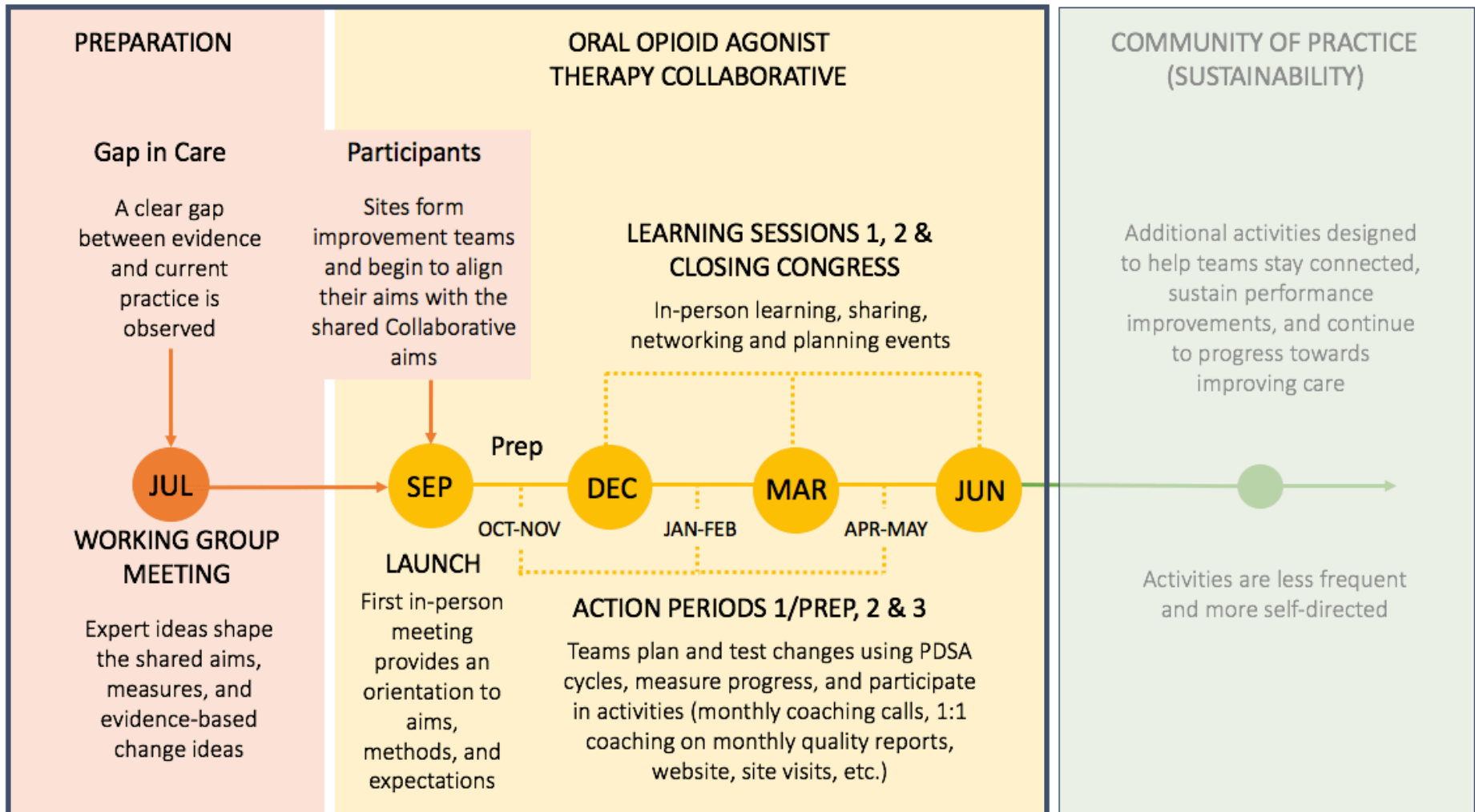
What are we trying to accomplish?



How will we accomplish this?



BOOST Collaborative Methodology



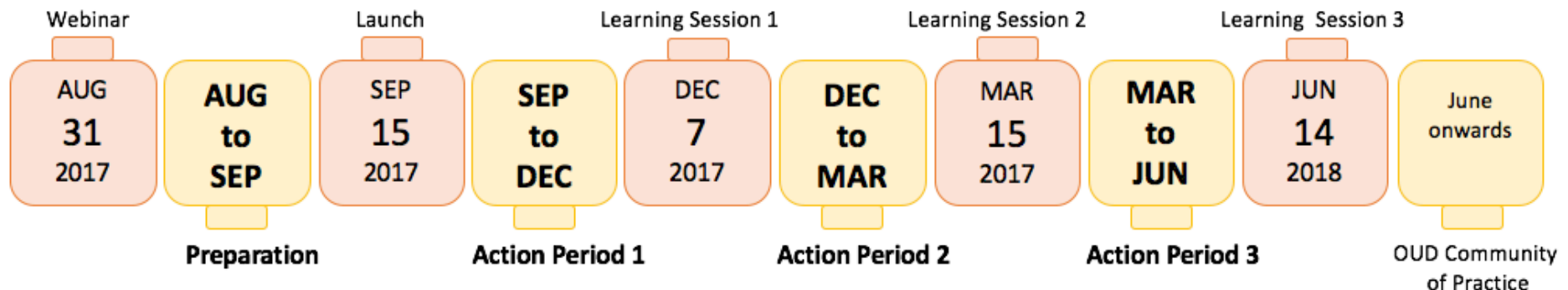
Timeline- Learning Sessions

- Launch + 3 in-person Learning Sessions
 - Opportunity for learning, sharing, and networking
- **Learning Session 1:** December 2017
 - Key focus on linking clients to care and outreach and oOAT dosing
- **Learning Session 2:** March 2018
 - Key focus on spreading change, client engagement, personal action planning and chronic pain and OUD
- **Learning Session 3:** June 2018
 - Key focus on sustaining improvements, collaborative successes, and injectable OAT



Timeline- Action Periods

- Preparation Webinar + Three Action Periods
- **Action Period 1:** September to December 2017
 - Key focus on testing change on a small scale, measurement optimization, and team engagement
- **Action Period 2:** December 2017 to March 2018
 - Key focus on testing and adapting changes for spread, ongoing measurement reporting, relationship building, trauma informed care, and cultural competency
- **Action Period 3:** March to June 2018
 - Key focus on results in process and outcome measures, maintaining momentum, housing and developing an OAT community of practice



Collaborative Measures and Reporting

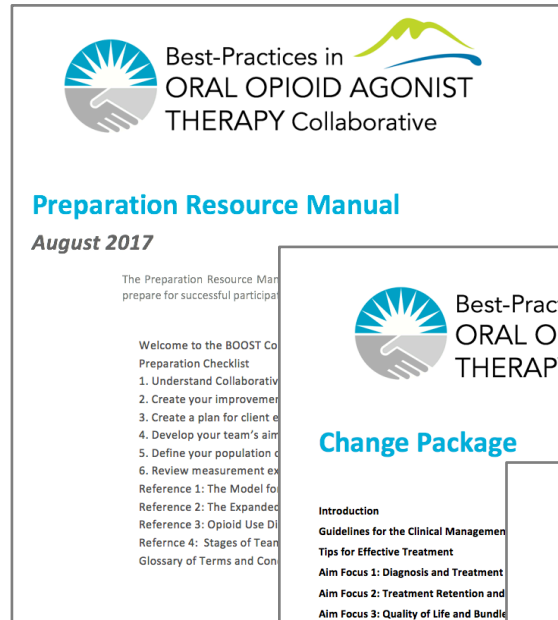
- Key metric focus areas
 - Diagnosis and Treatment Initiation
 - Treatment Retention and Optimal Dosing
 - Quality of Life and Bundle of Care
- Monthly reporting
 - Quality metrics
 - Team Narrative
 - Last Thursday of every month starting October 26th, 2017
 - Monthly measurement summary report for all teams

Support Activities

- **Webinars**
 - Monthly webinars and/or coaching calls on topics you request!
- **In-practice coaching**
 - In-practice QI support from PSP
- **LISTERV**
 - Interactive two-way communication between all members of the Collaborative
- **Expert Faculty**
 - Expert consultation
- **Report summaries**
 - Monthly summaries sent to teams on how we are doing collectively at achieving our aims

Technical Documents

- Preparation Manual
- Navigation Booklet
- Change Package
- Guide to Measurement



The cover of the 'Preparation Resource Manual' features the logo of the Best-Practices in ORAL OPIOID AGONIST THERAPY Collaborative, which includes a stylized sun and hands. The title 'Preparation Resource Manual' is in blue, with the date 'August 2017' below it. A list of topics is visible on the left side of the cover.

Best-Practices in
ORAL OPIOID AGONIST
THERAPY Collaborative

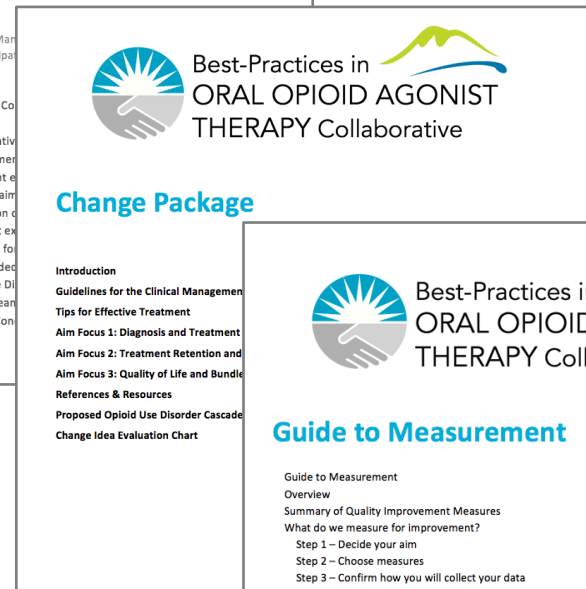
Preparation Resource Manual
August 2017

The Preparation Resource Manual
prepare for successful participation

Welcome to the BOOST Co
Preparation Checklist

1. Understand Collaborativ
2. Create your improvement
3. Create a plan for client e
4. Develop your team's aim
5. Define your population c
6. Review measurement ex

Reference 1: The Model fo
Reference 2: The Expanded
Reference 3: Opioid Use Di
Reference 4: Stages of Tean
Glossary of Terms and Con

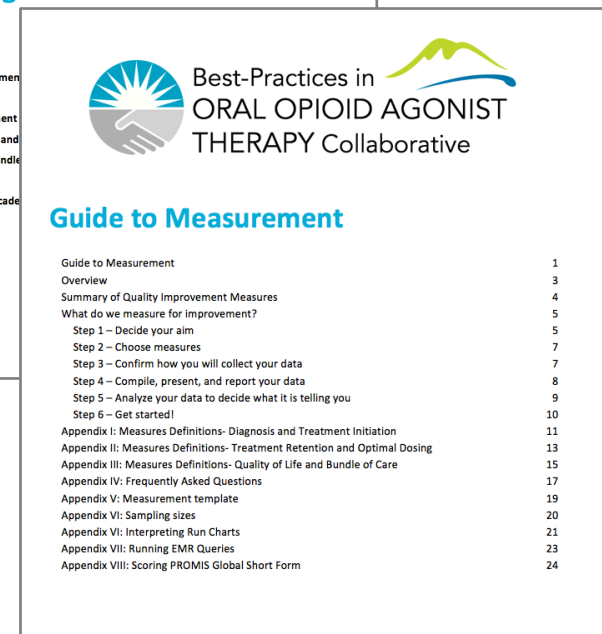


The cover of the 'Change Package' features the same logo as the other documents. The title 'Change Package' is in blue. A list of contents is visible on the left side of the cover.

Best-Practices in
ORAL OPIOID AGONIST
THERAPY Collaborative

Change Package

Introduction
Guidelines for the Clinical Management
Tips for Effective Treatment
Aim Focus 1: Diagnosis and Treatment
Aim Focus 2: Treatment Retention and
Aim Focus 3: Quality of Life and Bundle
References & Resources
Proposed Opioid Use Disorder Cascade
Change Idea Evaluation Chart



The cover of the 'Guide to Measurement' features the same logo. The title 'Guide to Measurement' is in blue. A detailed table of contents is visible on the right side of the cover.

Best-Practices in
ORAL OPIOID AGONIST
THERAPY Collaborative

Guide to Measurement

Guide to Measurement	1
Overview	3
Summary of Quality Improvement Measures	4
What do we measure for improvement?	5
Step 1 – Decide your aim	5
Step 2 – Choose measures	7
Step 3 – Confirm how you will collect your data	7
Step 4 – Compile, present, and report your data	8
Step 5 – Analyze your data to decide what it is telling you	9
Step 6 – Get started!	10
Appendix I: Measures Definitions- Diagnosis and Treatment Initiation	11
Appendix II: Measures Definitions- Treatment Retention and Optimal Dosing	13
Appendix III: Measures Definitions- Quality of Life and Bundle of Care	15
Appendix IV: Frequently Asked Questions	17
Appendix V: Measurement template	19
Appendix VI: Sampling sizes	20
Appendix VI: Interpreting Run Charts	21
Appendix VII: Running EMR Queries	23
Appendix VIII: Scoring PROMIS Global Short Form	24